

1B

SECOND EDITION

LET'S GO

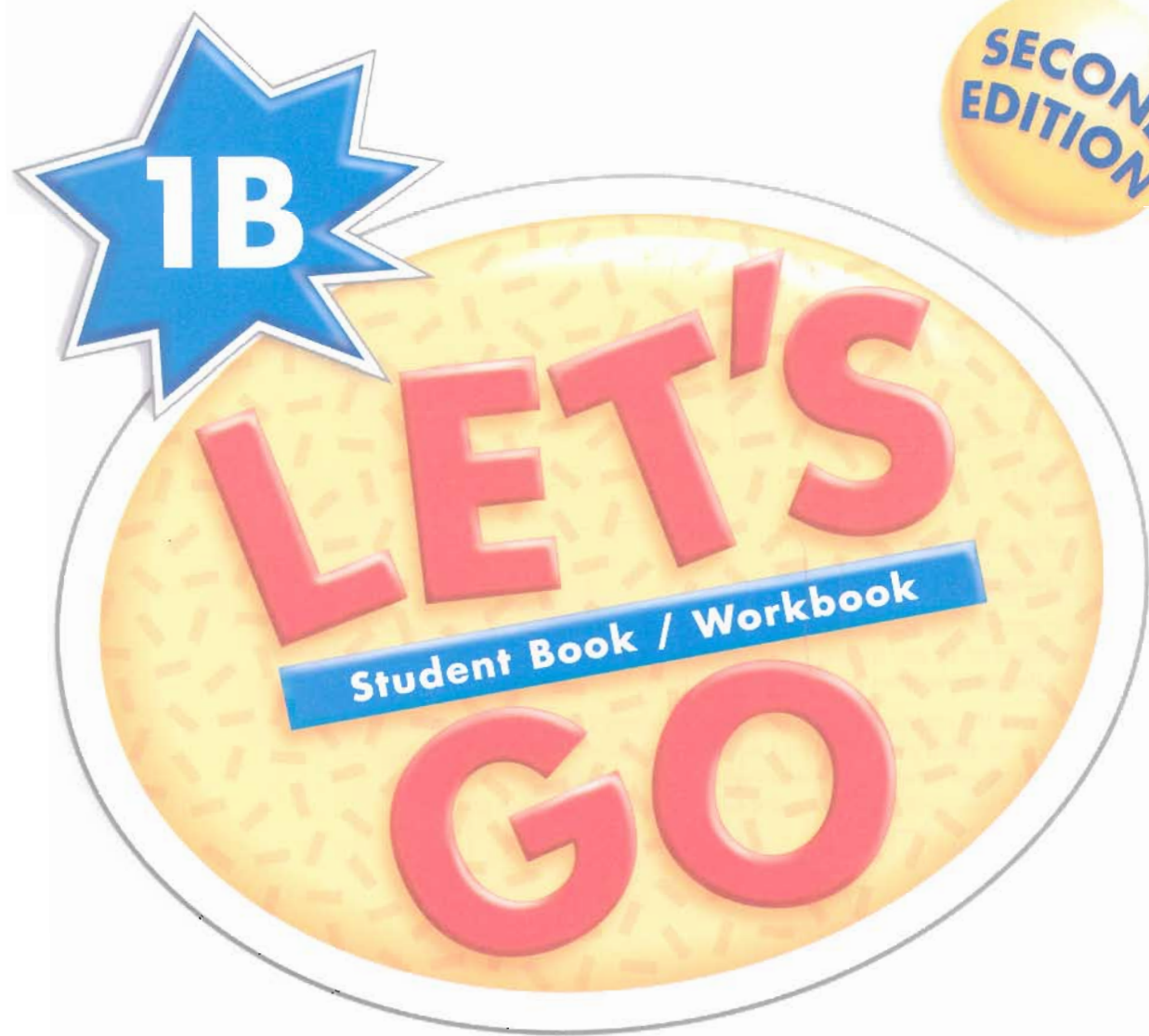
Student Book / Workbook



R. Nakata
K. Frazier
B. Hoskins
S. Wilkinson

OXFORD





Ritsuko Nakata
Karen Frazier
Barbara Hoskins
Steve Wilkinson

with songs by Carolyn Graham

OXFORD
UNIVERSITY PRESS

OXFORD
UNIVERSITY PRESS

198 Madison Avenue, New York, NY 10016 USA
Great Clarendon Street, Oxford OX2 6DP England

Oxford New York
Auckland Cape Town Dar es Salaam Hong Kong Karachi
Kuala Lumpur Madrid Melbourne Mexico City Nairobi
New Delhi Shanghai Taipei Toronto

With offices in

Argentina Austria Brazil Chile Czech Republic France Greece
Guatemala Hungary Italy Japan Poland Portugal Singapore
South Korea Switzerland Thailand Turkey Ukraine Vietnam

OXFORD is a trademark of Oxford University Press.

ISBN-13: 978 0 19 436451 5

ISBN-10: 0 19 436451 8

Copyright © 2000 Oxford University Press

No unauthorized photocopying

All rights reserved. No part of this publication may be reproduced, stored in a retrieval system, or transmitted, in any form or by any means, electronic, mechanical, photocopying, recording, or otherwise, without the prior written permission of Oxford University Press.

This book is sold subject to the condition that it shall not, by way of trade or otherwise, be lent, resold, hired out, or otherwise circulated without the publisher's prior consent in any form of binding or cover other than that in which it is published and without a similar condition including this condition being imposed on the subsequent purchaser.

Editorial Manager: Shelagh Speers

Senior Editor: Sherri Arbogast

Editor: Lynne Robertson

Special Edition Editor: Maria Amelia Dalsenter

Assistant Editor: Christine Hartzler

Production Editors: Mark Steven Long, Joseph McGasko

Elementary Design Manager: Doris Chen Pinzon

Designer: Ruby Harn

Senior Art Buyers: Alex Rockafellar, Patricia Marx

Art Buyer: Stacy Godlesky

Production Manager: Abram Hall

Production Coordinator: Shanta Persaud

Printing (last digit): 10 9

Printed in Hong Kong.

Original character art by Dora Leder

Characters rendered by Dora Leder, Bill Colrus, Mena Dolobowsky, and Michael Ng

Other illustrations by Yvette Banek, Shirley Beckes/Craven Design, Rusty Fletcher, Patrick Girouard, Steve Henry, Sharon Holm, Anne Kennedy, Tammie Lyon, Paul Meisel, Patrick Merrell, Maggie Swanson, and Jim Talbot

Cover design by Doris Chen Pinzon/Ruby Harn

Cover production by Ogdemli/Feldman Design, Inc.

Cover illustration by Bill Colrus

To our editors at Oxford University Press, and to the design team, thank you for your inspiration and hard work. To our husbands and children, thank you for your support and understanding. We would like to dedicate this series to the Wilkinson family in loving memory of Steve Wilkinson, our colleague and friend.

Icons

Let's Go Student Book 1 consists of eight units, with a review section after every two units. Every unit is divided into six lessons. Each lesson is identified by a colorful icon. The same icons are used for reference on the corresponding pages in both the *Workbook* and the *Teacher's Book*.



Let's Talk
Functional dialogue



Let's Move
Classroom commands and action verbs



Let's Sing
Interactive song based on the dialogue



Let's Listen
Listening test and unit review



Let's Learn
New grammatical structure



Let's Review
Further review after every two units



Let's Learn Some More
Related grammatical structure

Table of Contents

Unit 5	page 38
Unit 6	page 46
Let's Review	page 54
Unit 7	page 56
Unit 8	page 64
Let's Review	page 72
Syllabus	
Word List	





How old are you?
I am seven years old.

I am = I'm

A. Write.

Happy birthday, Jenny!

How old _____ you?



This _____ for you!




B. Write and draw.



I'm five years old.

How old are you?

I am _____ years old.






Let's Sing

The Happy Birthday Song

It's my birthday today.
It's your birthday today.
It's my birthday today.
Happy birthday, Jenny!

One, two, three, four, five, six,
Seven years old!

Now I'm seven years old.
Now you're seven years old.
Now I'm seven years old.
Happy birthday, Jenny!





Let's Sing

A. Write.

1. _____ my birthday today!

It's your _____ today!



2. I'm seven _____.

_____ birthday, Jenny!



B. Write.




three





Let's Learn



What is it?
It is a doll.

It is = It's

Practice.

What is it?



It's a yo-yo.



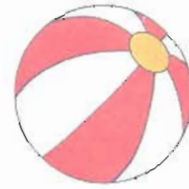
1. a yo-yo



2. a kite




3. a car



4. a ball



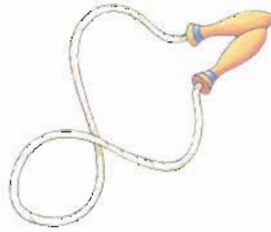
5. a doll



6. a puzzle



7. a robot



8. a jump rope




9. a bat



10. a bicycle

Guess.

What is it?






Let's Learn

A. Write.

a kite a doll a car a ball

1.




a ball

2.



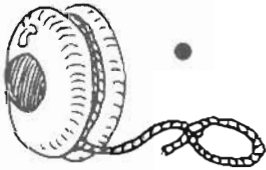
3.



4.




B. Match.




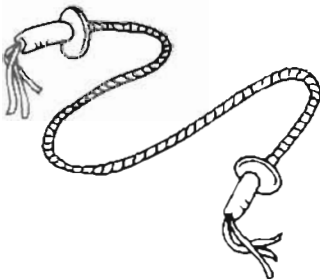
• 1. a bat

• 2. a robot



• 3. a yo-yo

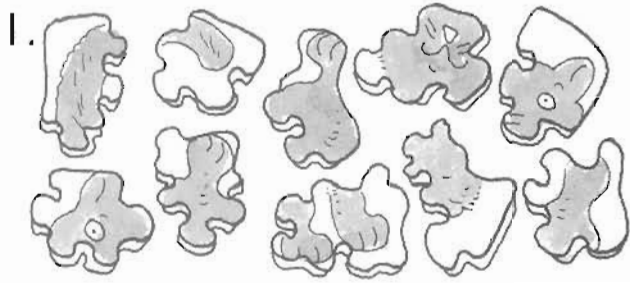
• 4. a puzzle



• 5. a bicycle

• 6. a jump rope

C. Circle and write.



- a yo-yo
- a puzzle

It is _____.



- a bicycle
- a bat

It is _____.



- a jump rope
- a robot

It is _____.


D. Write.

1. What is it?




It is a kite.

2. What is it?

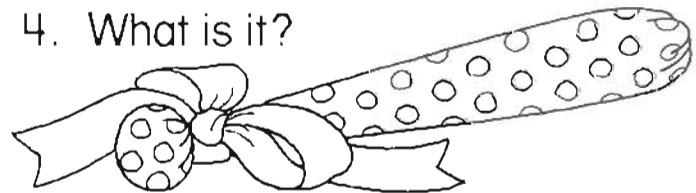


It is _____.

3. What is it?



4. What is it?





Let's Learn Some More

It's little. What is it?



Is it a ball?



No, it isn't.



Is it a yo-yo?



Yes, it is.

It's a little yo-yo.



It is little.
It is a little yo-yo.

It is = It's

Say these.



It's a big box.

1.



big

2.



long

3.



short



round




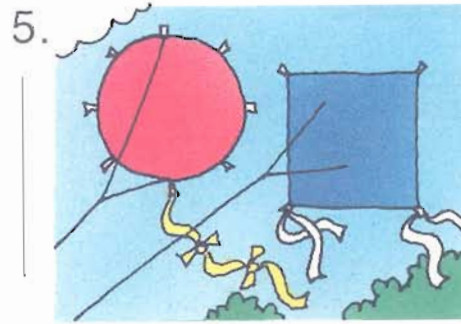
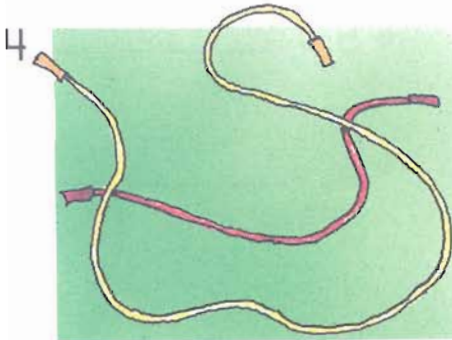


square

Practice.

Is it a pencil?




Yes, it is. It's a long pencil.



Learn the alphabet.

a b c d e f g h i j k l m n o p q r s t u v w x y z

K k



kite

L l



lion

M m



mother

N n

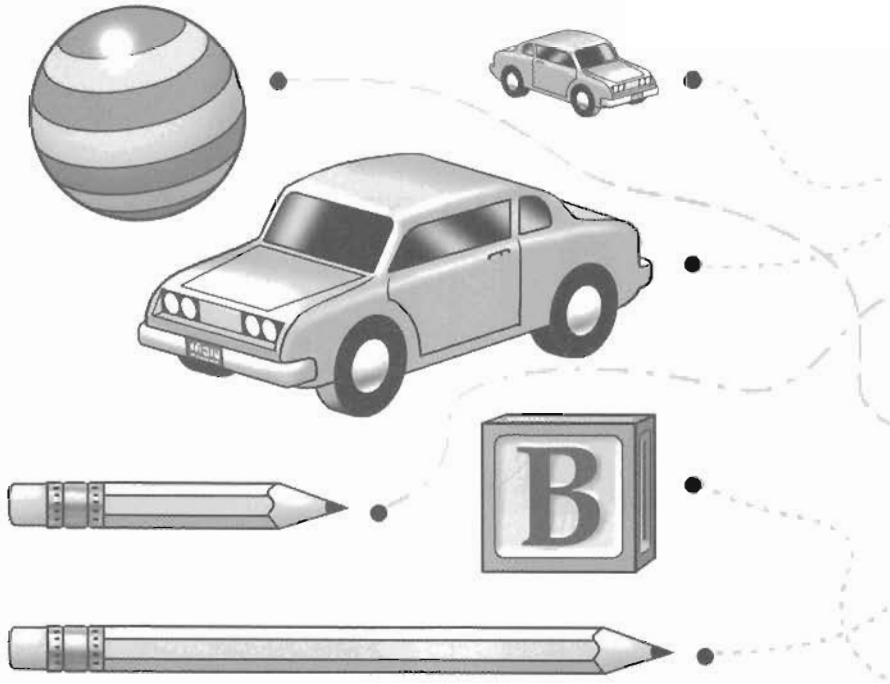


notebook



Let's Learn Some More

A. Connect and write.



- 1. big
- 2. _____
- 3. _____
- 4. _____
- 5. _____
- 6. _____

B. Write.

1. Is it a yo-yo?



Yes, it is.

2. Is it a jump rope?




No, it is not.

3. Is it a bicycle?

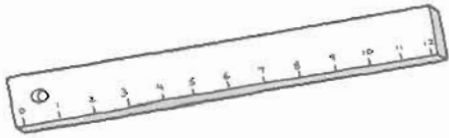


4. Is it a robot?



C. Circle and write.

1.



long
short

It is a _____ ruler.

2.



big
little

It is a _____ doll.

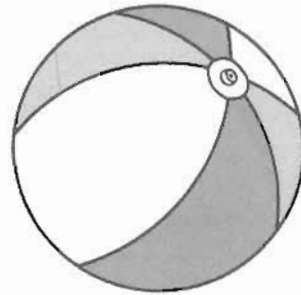
3.



round
square

It is a _____ box.

4.



big
long

It is a _____ ball.


D. Match and complete the words.

K k

L l

M m

N n



1. kite

2. other

3. otebook

4. ion



Let's Move



1. play with a yo-yo



2. throw a ball



3. catch a ball



4. hit a ball



5. do a puzzle



6. jump rope

Can you play with a yo-yo?
Yes, I can.
No, I cannot.

cannot = can't

Can you play with a yo-yo?



Yes, I can.



No, I can't.





Let's Move

A. Match.

1. play with a yo-yo •

2. throw a ball •

3. jump rope •

4. hit a ball •



B. Write.

1. Can you do a puzzle?



Yes, I _____.

2. Can you catch a ball?



No, I _____.

C. Write.



Can you hit a ball?




Let's Listen


1.



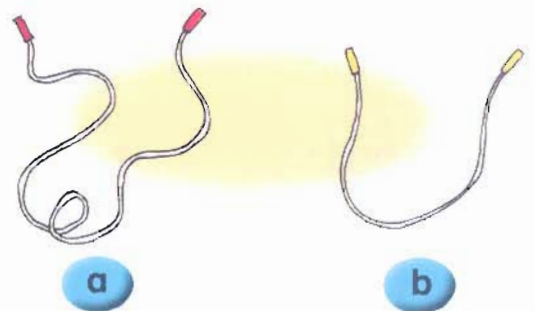
2.




3.




4.



5.



6.



7.



8.





Let's Listen


A. Check.

1. Is it a car?



Yes, it is. No, it is not.

2. Is it a bat?



Yes, it is. No, it is not.

3. Is it a big bicycle?



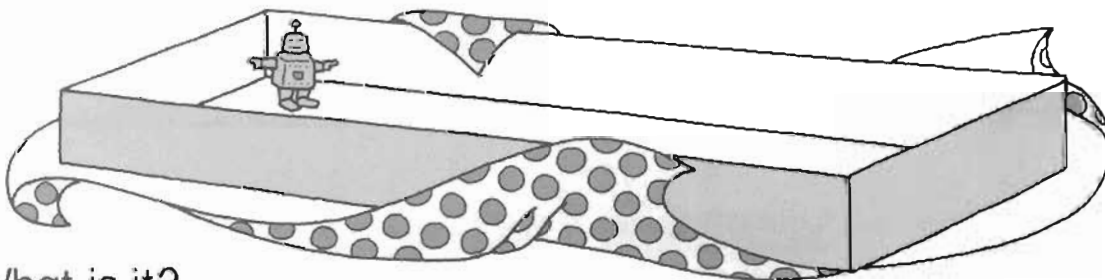
Yes, it is. No, it is not.

4. Is it a little doll?



Yes, it is. No, it is not.

B. Circle and write.




a big robot
a little robot

What is it?

It is _____.

Let's Talk



How is the weather?
It is sunny.

How is = How's
It is = It's




Let's Talk

A. Write.



B. Write and draw.



How is the weather?



It is _____.



Let's Sing

How's the Weather?


How's the weather?
It's sunny.
How's the weather?
It's sunny.
How's the weather?
It's sunny. It's sunny today.





Let's Sing

A. Match.



- 1. sunny
- 2. windy
- 3. cloudy
- 4. snowy
- 5. rainy


B. Write.

1. How is the weather?



It is _____.

2. How is the weather?



It is _____.

3. How is the weather?



It is _____.

4. How is the weather?



_____.



Let's Learn



How many clouds are there?
There are six clouds.
There is one cloud.

There is = There's

Practice.

How many flowers are there?

There's one flower.



1. a flower



2. flowers



3. a tree



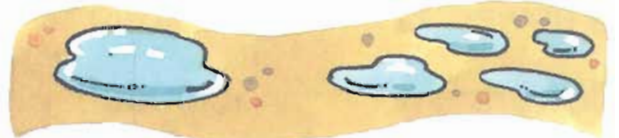
4. trees



5. a cloud



6. clouds



7. a puddle



8. puddles

Count them.


There is _____. There are _____.






Let's Learn


A. Circle.




a flower
flowers



a cloud
clouds

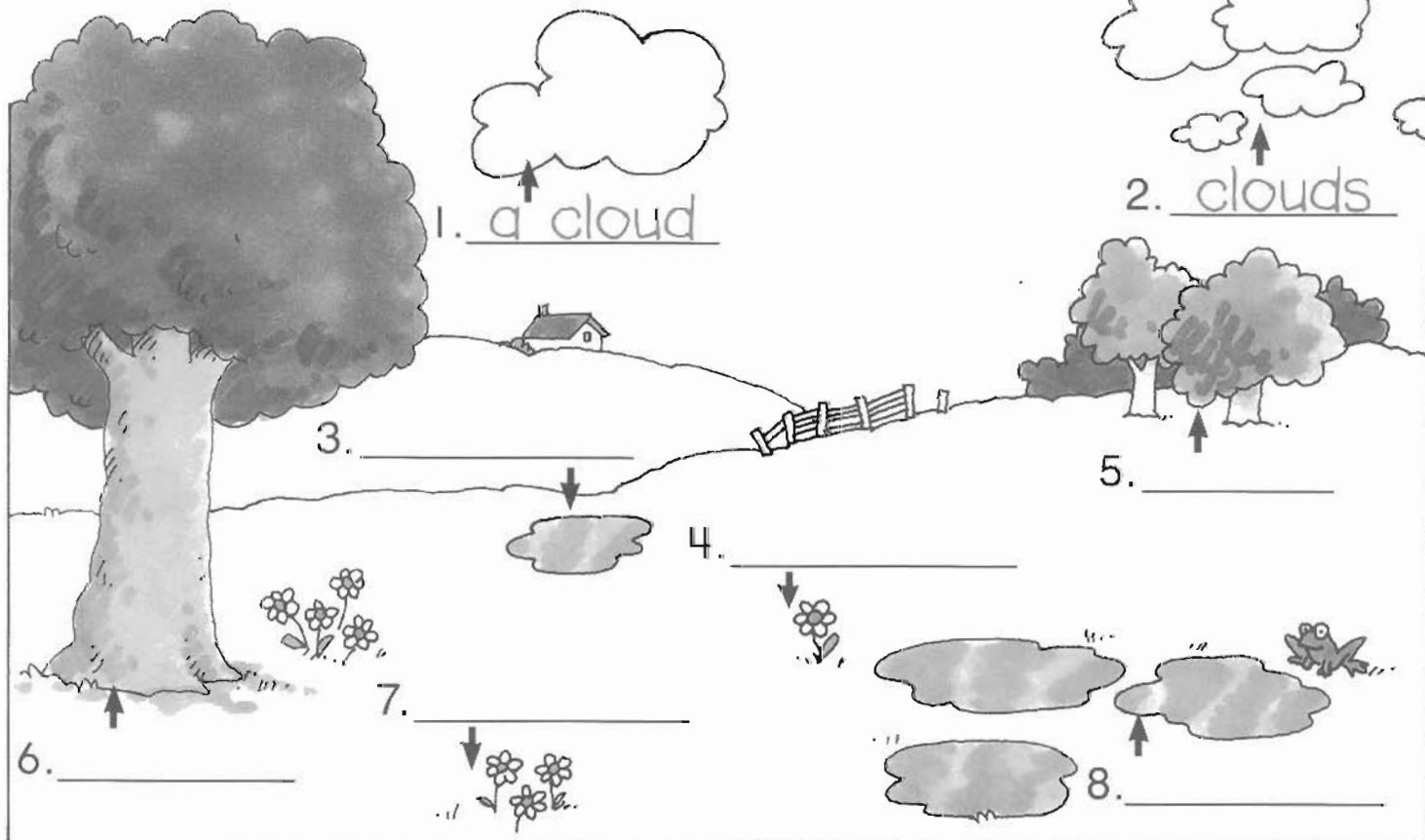


a tree
trees



a puddle
puddles

B. Write.



C. Circle and write.

1. How many flowers are there?

six flowers

seven flowers



There are _____.

2. How many clouds are there?


one cloud

two clouds



There is _____.

D. Count and write.



1. There are _____.




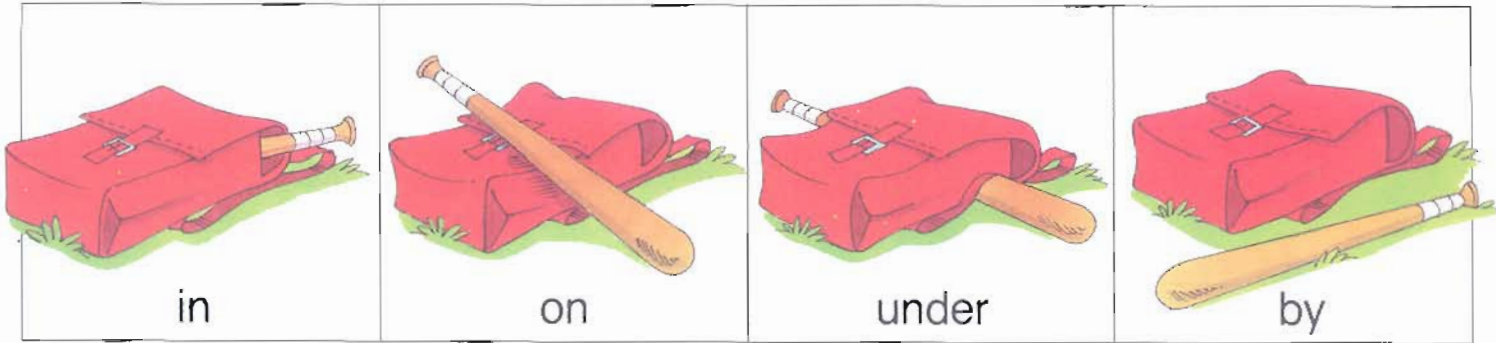
2. _____.



3. _____.



Let's Learn Some More




Where is the kite?
It is in the tree.
Where are the books?
They are under the table.

Where is = Where's
It is = It's
They are = They're

Practice.

Where is the kite?

It's in the tree.



Learn the alphabet.


a b c d e f g h i j k l m n o p q r s t u v w x y z

O o



octopus

P p




pencil

Q q



question

R r



ruler



Let's Learn Some More


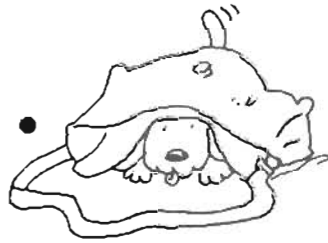
A. Match.

1. in •

2. on •


3. under •

4. by •



B. Circle and write.

1. Where is the book?



in
on

It is _____ the bag.

2. Where are the bats?



on
under

They are _____ the table.

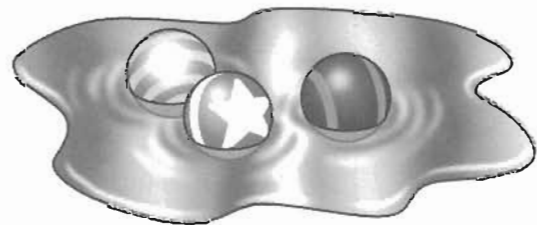
3. Where is the bicycle?



by
under

It is _____ the tree.

4. Where are the balls?



by
in

They are _____ the puddle.

C. Write.

1. Where is the kite?


It is _____.

2. Where is the yo-yo?

It is _____.

3. Where are the books?

They are _____.



D. Circle and complete the words.

1.

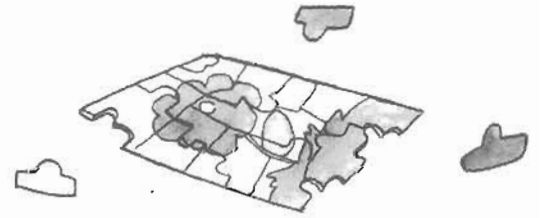
o
p
q
r



old

2.

o
p
q
r



uzzle

3.


o
p
q
r



uestion

4.

o
p
q
r



obot



Let's Move



1. climb a tree




2. play baseball



3. read a book



4. play tag



5. ride a bicycle



6. fly a kite

Can he climb a tree?
Yes, he can.
No, he cannot.

cannot = can't

Can he climb a tree?

Yes, he can.

No, he can't.



Let's Move

A. Circle.

1. Can he play baseball?



Yes, he can.

No, he cannot.

2. Can she climb a tree?



Yes, she can.

No, she cannot.

3. Can he ride a bicycle?



Yes, he can.

No, he cannot.

4. Can she play tag?



Yes, she can.

No, she cannot.

B. Write.

1. Can he _____ a book?


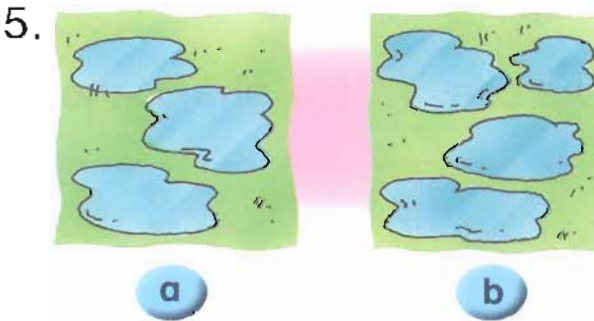





2. Can she _____ a kite?





Let's Listen






Let's Listen

A. Circle.

1. How's the weather?

It is cloudy.

It is sunny.



2. How's the weather?

It is rainy.

It is snowy.



B. Draw.




1. It is on the table.



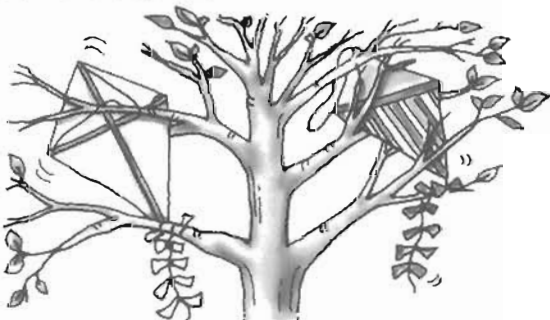
2. It is under the table.



3. They are by the table.



C. Write.



1. How many kites are there?

There are _____ kites.

2. How many trees are there?

There is _____ tree.




Let's Review

A. Play a game.



B. Answer the question.

How many _____ are there?



C. Say and act.




D. Ask your partner.

Can you _____?

					
Yes					
No					

E. Listen carefully.

Where is the cat?





Let's Review

A. Find the words.



doll



car



bats



rulers



kite



bicycle




lion



box

k j f s u b o x b d l k i t e
 m c a r o n p e r u l e r s v
 c w q m l i o n t r d o l l g
 b i c y c l e h n b a t s z i

B. Match.



- 1. It is a big cat.
- 2. It is a long cat.
- 3. It is a round cat.
- 4. It is a little cat.
- 5. It is a short cat.
- 6. It is a square cat.

C. Write.

1. Where is the bat?


It is _____ the box.

2. Where are the kites?

They are _____ the box.

3. Where are the dolls?


They are _____ the box.




D. Write.

1. How many trees are there?

There is _____.



2.  How many flowers _____?
There are _____.

3. _____ puddles _____?





Let's Talk



Here you are.
Thank you.
You are welcome.

You are = You're





Let's Talk

A. Write.

I'm hungry. I want an apple.



_____ thirsty. I want _____.



B. Write.

Here you are.

Thank you.

_____ welcome.






Let's Sing

Peaches, Apples, and Plums

Peaches, apples, and plums.
Peaches, apples, and plums.

What do you want?
I want an apple.


Peaches, apples, and plums.






Let's Sing


A. Complete the words.



a peach



an a




a p

B. Write.




I want _____







Let's Learn



What do you want?
I want ice cream.
I want cake and ice cream.

Practice.

What do you want?

I want milk.



1. milk



2. fish



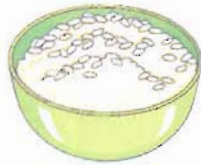
3. chicken



4. pizza



5. bread



6. rice






7. cake



8. ice cream

Say these.


I want _____ and _____.






Let's Learn


A. Write.



↓ Down



Across →



B. Circle and write.

1. What do you want?



ice cream
bread

I want _____.


2. What do you want?



fish
pizza

_____.

3. What do you want?




chicken and rice
milk and cake

_____.

C. Draw and write.


What do you want?



I want _____ and _____.



Let's Learn Some More



Do you want chicken?
Yes, I do.
No, I do not.

do not = don't

Do you want ice cream?

Practice.

Yes, I do.



1.



2.



3.




4.



5.



6.



7.



8.



Learn the alphabet.

a b c d e f g h i j k l m n o p q r s t u v w x y z

S s



sun

T t




table

U u



umbrella

V v



van



Let's Learn Some More

A. Check.

1. Do you want milk?



Yes, I do. No, I do not.

2. Do you want fish?



Yes, I do. No, I do not.

3. Do you want pizza?



Yes, I do. No, I do not.

4. Do you want rice?



Yes, I do. No, I do not.

B. Write.

1. Do you want ice cream?



No, _____.

2. Do you want chicken?



Yes, _____.

C. Circle and write.

1. Do you want rice?



Yes, I do.

No, I do not.

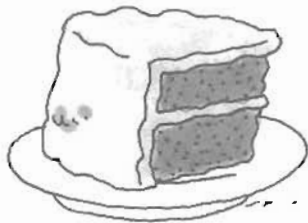
2. Do you want fish?



Yes, I do.

No, I do not.


3. Do you want cake?



Yes, I do.

No, I do not.

4. Do you want bread?



Yes, I do.

No, I do not.

D. Circle and complete the words.

1. s

t

u

v



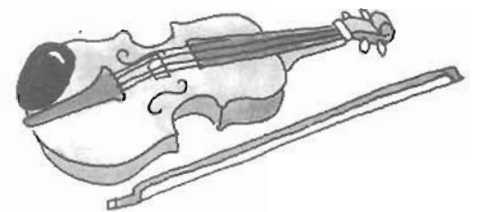
umbrella

2. s

t

u

v



iolin

3.

s

t

u

v



unny

4.

s

t

u


v



ree



Let's Move



buy an apple



wash it



cut it




eat it




buy juice



open it



pour it



drink it

Answer the questions.

Can you drink it?

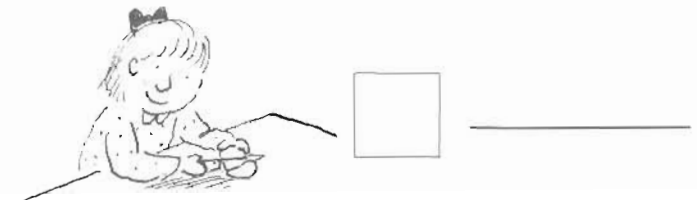
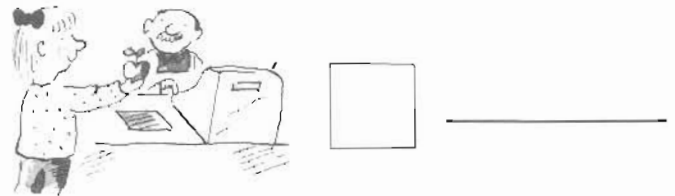



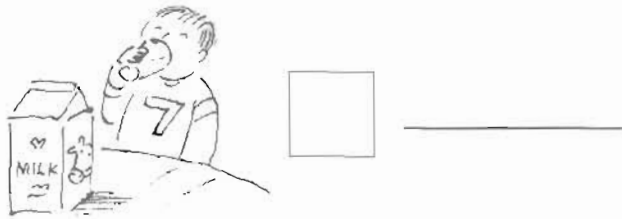
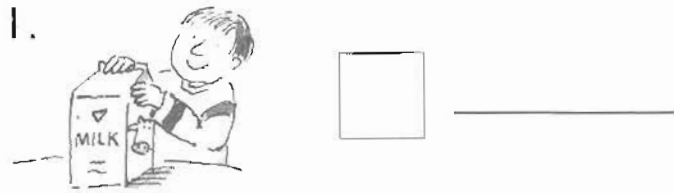
Can you eat it?





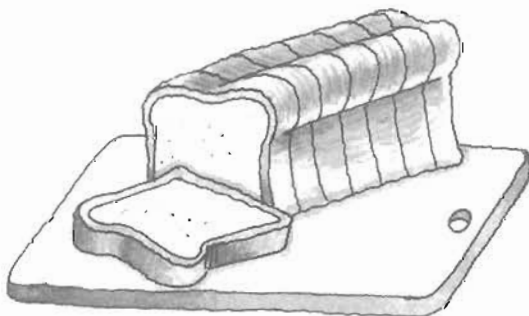
Let's Move

A. Number and write.



B. Check.

1. Can you pour it?



Yes, I can. No, I cannot.

2. Can you open it?



Yes, I can. No, I cannot.



Let's Listen

1.



a



b

2.



a



b

3.



a



b

4.



a



b

5.



a



b

6.



a



b

7.



a



b

8.



a



b




Let's Listen

A. Write.

milk chicken ice cream

1.




I want _____.

2.



I want _____.


3.



I want _____.

B. Circle and write.

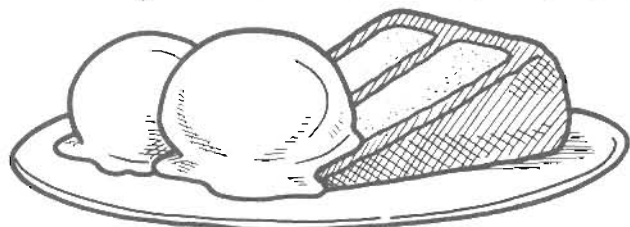
1. Do you want ice cream and fish?



Yes, I do.

No, I do not.

2. Do you want ice cream and cake?



Yes, I do.

No, I do not.

Let's Talk




What is your favorite color?
Red.

What is = What's

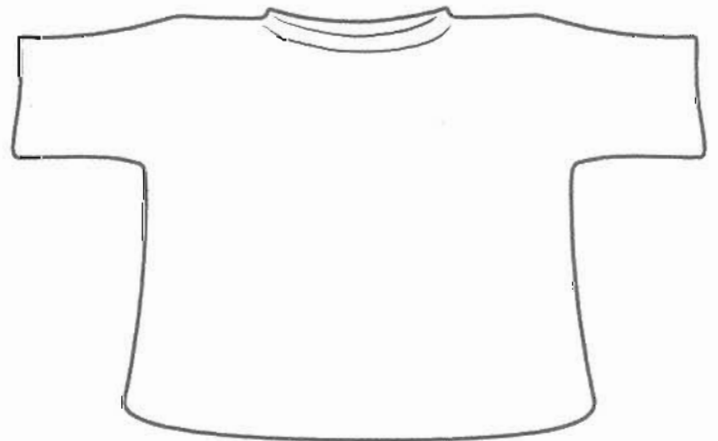


Let's Talk

A. Color and write.



B. Color and write.



I like _____.

Let's Sing

What Do You Like?

I like yellow, yes I do.
I like yellow, yes I do.
I like yellow.
I do, too.
I like yellow, too.

I like ice cream, yes I do.
I like ice cream, yes I do.
I like ice cream.
I do, too.
I like ice cream, too.

I like baseball, yes I do.
I like baseball, yes I do.
I like baseball.
I do, too.
I like baseball, too.




Let's Sing

Write.

I like purple.

I do, _____.



_____ pizza.


I do, too.



I like baseball.

I _____, too.

I like _____, too.





Let's Learn



What do you like?
I like frogs.
I like frogs, too.

There's a bird. I like birds.

Practice.

I like birds, too.



a bird




birds



a dog



dogs



a cat



cats



a frog




frogs



a rabbit



rabbits



a spider



spiders

Ask your partner.

What do you like?





Let's Learn

A. Check.

1.



a cat

cats


2.



a dog

dogs

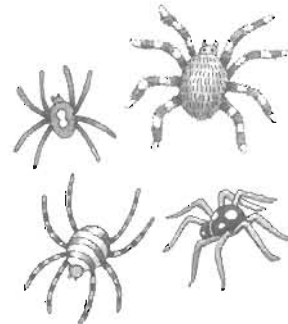
3.



a rabbit

rabbits


4.



a spider

spiders

B. Match.




• 1. a frog

• 2. frogs

• 3. a bird

• 4. birds

C. Circle and write.



frogs

1. What do you like?

dogs

I like _____.


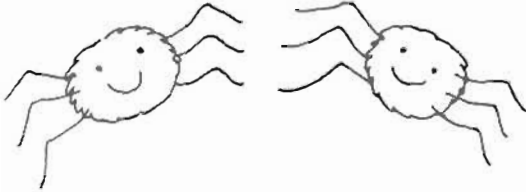


spiders

2. What do you like?

rabbits

I like _____.



birds

3. What do you like?

spiders

_____.

D. Draw and write.





What do you like?



I like _____ and _____.



Let's Learn Some More



Do you like spiders?
Yes, I do.
No, I do not.







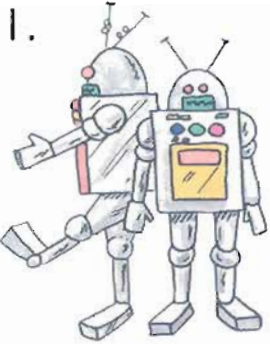
do not = don't

Practice.

Do you like robots?



No, I don't.



Learn the alphabet.

a b c d e f g h i j k l m n o p q r s t u v w x y z

W w



window

X x



X ray

Y y



yo-yo

Z z




zero



Let's Learn Some More

A. Write.

1. Do you like spiders?



_____, I do not.

2. Do you like cats?



Yes, _____.

B. Match and write.

1.



Do you like books?




No, I _____.

2.



Do you like robots?



Yes, I _____.

3.




Do you like frogs?



Yes, I _____.

C. Circle and write.


1. Do you like rabbits?



Yes, I do.

No, I do not.

2. Do you like frogs?



Yes, I do.

No, I do not.


3. Do you like dogs?



Yes, I do.

No, I do not.

4. Do you like birds?



Yes, I do.

No, I do not.

D. Complete the words. Connect.

ellow

o-yo

window

ero

ray

indy

W w

X x

Y y

Z z



Let's Move



1. walk



2. run



3. swim



4. fly



5. hop



6. jump

Can it run?
Yes, it can.
No, it cannot.

cannot = can't

Answer the questions.

Can it run?
Can it hop?






Let's Move


A. Match and complete the words.

1. swim •
2. h •
3. w •
4. r •
5. j •
6. f •



B. Write.

1. Can it swim?




No, it cannot.

2. Can it jump?



, it can.

3. Can it hop?




4. Can it fly?






Let's Listen

1.



a



b

2.



a



b

3.



a



b

4.



a



b

5.



a



b

6.



a



b

7.



a



b

8.



a



b



Let's Listen

A. Write.



Look! There is _____.


a bird a dog

Look! There is _____.



B. Circle and write.

1. What do you like?



dogs

cats

I like _____

2. What do you like?



frogs

spiders

C. Circle and write.


1. Do you like cats?



Yes, I do.

No, I do not.

2. Do you like spiders?



Yes, I do.

No, I do not.




Let's Review

A. Play a game.



B. Answer the question.

Do you want _____?











C. Say and act.



D. Ask your partner.

Do you like _____?

							
Yes							
No							

E. Listen carefully.


1.



a

b


2.



a

b

3.



a

b

4.



a


b





Let's Review

A. Write.

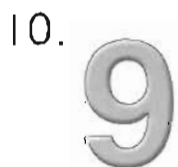

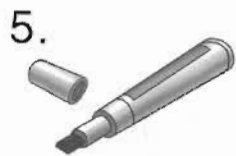
dolls	sneakers	zero	marker	boy	spider
nine	bird	girl	cassette	mother	robot
bat	ink	desks	sun		




↓ Down



Across →



B. Unscramble, match, and write.



• 1. dribs _____

• 2. tsca _____

• 3. grofs _____

• 4. sodg _____

C. Connect and write.




I want _____



I want _____







Let's Go 1 Syllabus

UNIT	LANGUAGE ITEMS	FUNCTIONS	TOPICS
1	<p>Hello, I am (Scott). Hi! My name is (Kate). What's your name? What's this? It's (a ruler). Is this (a book)? Yes, it is. No, it isn't.</p>	<p>Greetings Introducing yourself Asking someone's name Asking about objects (singular) Identifying objects (singular) Classroom commands</p>	<p>Names Classroom objects</p>
2	<p>How are you? I'm fine. Thank you. What color is this? It's (red)! This is a (blue) (book). This is a (red) and (yellow) book.</p>	<p>Greetings Asking about colors Identifying colors Describing objects Classroom commands</p>	<p>Colors Classroom objects</p>
3	<p>This is my friend, (Sarah). Hello, (Sarah). Let's play! What are these? They're (cassettes). How many (sneakers)? (Ten) (sneakers).</p>	<p>Introducing friends Suggesting an activity Asking about objects (plural) Identifying objects (plural) Asking about numbers Counting 1-10 Classroom commands</p>	<p>Numbers 1-10 Classroom objects</p>
4	<p>Hi, Mom! I'm home. This is my (mother). It's nice to meet you. It's nice to meet you, too. Who's (she)? (She's) my (grandmother). (She's) (short). Don't (watch TV).</p>	<p>Introducing family members Meeting someone politely Asking about people Identifying people Describing people Negative commands</p>	<p>Family</p>
5	<p>Happy birthday, (Jenny)! How old are you? I'm (seven) years old. This is for you. It's (my) birthday today. What is it? I don't know. It's (little). It's a (little) (yo-yo). Can you (play with a yo-yo)? Yes, I can. No, I can't.</p>	<p>Birthday greetings Asking and telling age Giving a gift Guessing Describing objects Asking about ability</p>	<p>Birthdays Age Toys</p>

UNIT	LANGUAGE ITEMS	FUNCTIONS	TOPICS
6	<p>How's the weather? It's (sunny). How many (clouds) are there? There are (six) (clouds). There's one (cloud). Where's the (kite)? It's (in) the tree. Where are the (books)? They're (under) the (table). Can (he) (climb a tree)? Yes, (he) can. No, (he) can't.</p>	<p>Asking about the weather Describing the weather Counting Describing a situation Asking about location Specifying location Asking about ability</p>	<p>Weather Outdoor activities</p>
7	<p>I'm (hungry). I want (an apple). Here you are. Thank you. You're welcome. What do you want? I want (cake) and (ice cream). Do you want (chicken)? Yes, I do. No, I don't. Buy (an apple). (Wash) it.</p>	<p>Expressing hunger and thirst Asking what someone wants Expressing wants Logical sequencing</p>	<p>Food and drink</p>
8	<p>What's your favorite color? (Red). What about you? I like (blue). What do you like? I like (frogs). I like (frogs), too. Do you like (spiders)? Yes, I do. No, I don't. Can it (run)? Yes, it can. No, it can't.</p>	<p>Asking about favorites Expressing likes Agreeing Asking about ability</p>	<p>Favorite colors Animals</p>

Word List

A

a 4
about 64
am 2
an 5
apple 15
are 10
at 16

B

baby 31
bag 5
ball 41
baseball 52
bat 41
be 8
bicycle 41
big 42
bird 67
birthday 38
black 13
blue 13
board 16
book 5
boy 26
bread 59
brother 29
brown 13
buy 62
by 50

C

cake 58
can 44
cannot 44
car 41
cassette 22
cat 4
catch 44
chair 5
chicken 59
circle 26
clean up 34
climb 52
close 8
cloud 48
cloudy 47
color 12
come 26
count 26

crayon 23
cut 62

D

desk 5
dinner 34
do homework 34
dog 66
doll 40
don't 34
door 26
draw 26
drink 62

E

eat 34
egg 25
eight 24
English 7
eraser 5

F

fat 32
father 29
favorite 64
fine 10
fish 25
five 24
flower 49
fly 52
for 38
four 24
friend 20
frog 66

G

girl 26
give 26
go to 26
good morning 34
good night 34
grandfather 30
grandmother 30
gray 13
green 13
guess 41

H

hand 16
Happy birthday 38
he 30
hello 2
here 26
hi 2
hit 44
home 28
hop 70
house 33
how 10
hungry 56

I

I 2
ice cream 58
in 50
ink 33
is 2
isn't 42
it 4

J

juice 56
jump 44
jump rope 33

K

kite 41
know 40

L

let's 20
like 7
lines 26
lion 43
little 42
long 42
look 16

M

make 26
many 24
marker 23
me 26

meet 28
mess 34
milk 59
mother 28
my 2

N

name 2
nice 28
nine 24
no 6
not 34
notebook 23

O

octopus 51
OK 46
old 32
on 50
one 24
open 8
orange 13

P

peach 57
pen 5
pencil 5
pencil case 22
piano 34
pick up 16
picture 26
pink 13
pizza 59
play 20
please 8
plum 57
point to 8
pour 62
pretty 32
puddle 49
purple 13
put away 16
put down 16
puzzle 41

Q

question 51
quiet 8

R

rainy 47
raise 16
rabbit 67
read 52
red 12
rice 59
ride 52
robot 38
rope 44
round 42
ruler 4
run 70

S

seven 24
she 30
short 32
sister 29
sit down 8
six 24
sleep 34
sneaker 24
snowy 47
spider 67
square 42
stand up 8
sunny 46
swim 70

T

table 23
tag 52
take out 16
tall 32
teacher 8
ten 24
thank you 10
the 8
there 66
these 22
they 22
thin 32
thirsty 56
this 4
three 24
throw 44
today 39
too 28
touch 8

tree 49
TV 34
two 24

U

ugly 32
under 50
umbrella 61

V

van 61

W

wake up 34
walk 70
want 56
wash 62
watch 34
weather 46
welcome 56
what 2
where 50
white 13
who 30
window 69
windy 47
with 44
wow 38
write 16

X

X ray 69

Y

years 38
yellow 13
yes 6
yo-yo 41
you 10
young 32
your 2

Z

zero 69

LET'S GO

This second edition of Student Book and Workbook 1B follows the same syllabus as the first edition, but features an updated design and new artwork.

Available at each level of *Let's Go* are a Student Book, a Teacher's Book, a Workbook, a Cassette or CD, Student Cards, and full-sized Teacher Cards. Wall Charts are available for the Starter Level and Levels 1-2. Additional components include *Let's Go Readers 1-6*, *Let's Chant*, *Let's Sing 1-6*, *Let's Go Picture Dictionary*, *Let's Go Grammar and Listening 1-3*, and *Let's Go Interactive CD-ROM 1-6*.

Let's Go, a seven-level course, combines a carefully controlled grammatical syllabus with functional dialogues, alphabet and phonics work, and songs and chants by Carolyn Graham. Classroom interaction in English is encouraged from the very beginning through a focus on question and answer forms, dialogues, pairwork, and communicative games.

OXFORD
UNIVERSITY PRESS



ISBN 0-19-436451-8



9 780194 364515

OXFORD
UNIVERSITY PRESS

OXFORD
UNIVERSITY PRESS